

FORZA

Explosion Proof Square High Bay



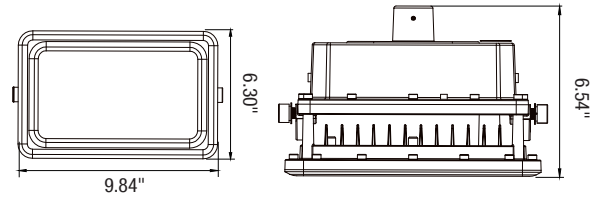
HIGH BAY CLASS I DIVISION 2

Product Description:

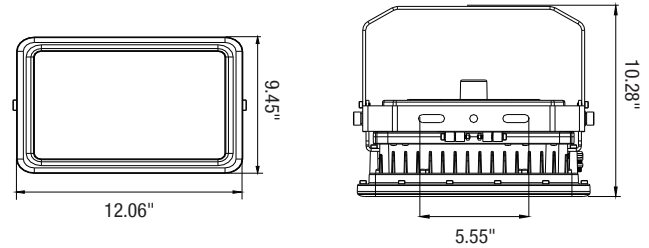
The Forza Square High Bay is rated and certified for use in all types of hazardous applications. This luminaire is designed for pole, suspended, wall or yoke mounting with optic options for task or general area illumination. Its body is made of aluminum alloy by die casting, and the surface is sprayed with marine rated powder coating. This luminaire comes with 5 years of warranty and can be used as floodlight, wall pack or area light to provide general illumination in hazardous locations.


A1L140 (Forza 1)

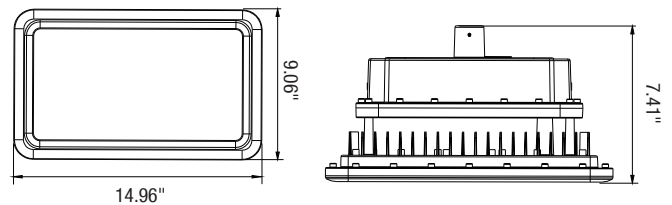
Dimension Diagram (20W / 40W / 60W)


A2L140 (Forza 2)

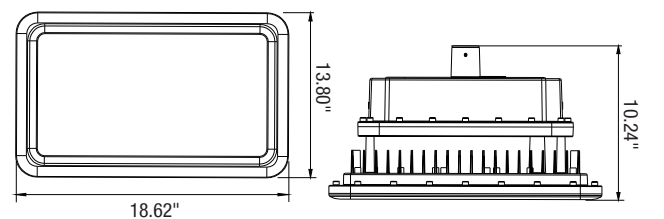
Dimension Diagram (80W / 100W)


A3L140 (Forza 3)

Dimension Diagram (150W / 200W)


A4L140 (Forza 4)

Dimension Diagram (250W / 400W)



Classifications / Ratings

- **Class I, Division 2, Groups A, B, C, D**
- **Class II, Division 1, Groups E, F, G**
- **Class II, Division 2, Groups F, G**
- **Class III**
- **II 3 G Ex ec IIC T6...T3 Gc**
- **II 2 D Ex tb IIIC T85°C...T100°C Db**
- **II 2 G Ex eb mb IIC T5...T6 Gb**
- **II 2 D Ex tb IIIC T80°C...T100°C Db**

Environmental

- Ambient Operating Temperature -40 °F ~ +131 °F
- ATEX & IECEx(IC Version): -40°F ~ +121°F
- Temperature Rating **C1D2 T3**
- Ingress Protection Rating of **IP66**
- Impact Protection of **IK08**
- Average Life of 50000 Hours.

Construction

Housing	Aluminum
Cover Material / Lens	Toughened Glass
Base / Power Supply	Hard Wire
Finish	Gray

Application Areas

- Oil and gas industry
- Chemical industry
- Marine and aerospace field
- Metal treatment
- Food and alcohol industry

Warranty

- 5-year limited system warranty standard
- Warranty does not cover product failure due to an over voltage event (power surge)

Product Specifications:

Item	Specification	Details								
		A1L140			A2L140		A3L140		A4L140	
Electrical	Power	20W	40W	60W	80W	100W	150W	200W	250W	400W
	Voltage	100-277 V AC 50/60 Hz (200-480 V fixtures also available)								
	Current	0.08A	0.16A	0.24A	0.32A	0.40A	0.50A	0.80A	1.00A	1.60A
	Power Factor	>0.9								
	Surge Protection	10kV								
Lighting Performance	Lumens	2800 lm	5600 lm	8400 lm	11200 lm	14000 lm	21000 lm	28000 lm	35000 lm	42000 lm
	Efficacy	140 lm/W								
	Color Temperature (CCT)	4000 K, 5000 K								
	Color Rendering (CRI)	80								
	Beam Angle	120° (40°, 60°, 90°, can be made as per request)								

Ordering Information : Typical order example: *IK-EXHB-A1L140-20W-40K-CID2-FM*


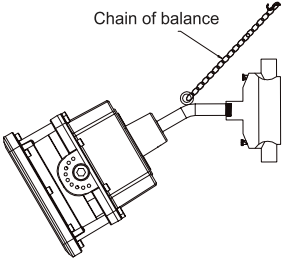



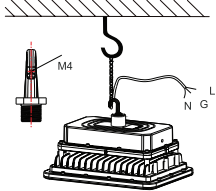


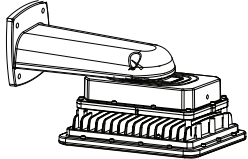

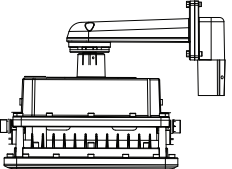


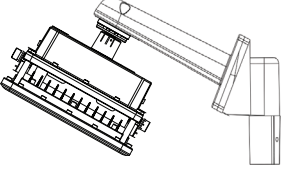


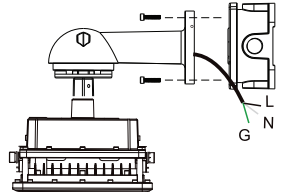
IK	EXHB					CID2		
BRAND	FAMILY	MODEL	POWER	CCT	CLASSIFICATION	MOUNTING OPTIONS		
IK IKIO	EXHB Explosion Proof High Bays	<input type="checkbox"/> A1L140 <i>Forza 1 Square High Bay</i>	<input type="checkbox"/> 20W <input type="checkbox"/> 40W <input type="checkbox"/> 60W <input type="checkbox"/> 60W-HV	<input type="checkbox"/> 40K <i>for 4000K</i> <input type="checkbox"/> 50K <i>for 5000K</i>	CID2 CID2 Explosion Proof Rated	<input type="checkbox"/> FM <i>Flood Mount (Default)</i> <input type="checkbox"/> PM <i>Pole Mount- Straight</i> <input type="checkbox"/> BPM <i>Pole Mount- Bent</i> <input type="checkbox"/> HM <i>Hanging Mount</i> <input type="checkbox"/> SMW <i>Stanchion Wall Mount</i>	<input type="checkbox"/> SPM90D <i>Stanchion Pole Mount- 90D Support</i> <input type="checkbox"/> SPM25D <i>Stanchion Pole Mount- 25D Support</i> <input type="checkbox"/> WMJB90D <i>Wall Mount With Junction Box- 90D</i> <input type="checkbox"/> WMJB25D <i>Wall Mount With Junction Box- 25D</i>	
		<input type="checkbox"/> A2L140 <i>Forza 2 Square High Bay</i>	<input type="checkbox"/> 80W <input type="checkbox"/> 80W-HV <input type="checkbox"/> 100W <input type="checkbox"/> 100W-HV					
		<input type="checkbox"/> A3L140 <i>Forza 3 Square High Bay</i>	<input type="checkbox"/> 150W <input type="checkbox"/> 150W-HV <input type="checkbox"/> 200W <input type="checkbox"/> 200W-HV					
		<input type="checkbox"/> A4L140 <i>Forza 4 Square High Bay</i>	<input type="checkbox"/> 250W <input type="checkbox"/> 250W-HV <input type="checkbox"/> 400W <input type="checkbox"/> 400W-HV					

*To Order High Voltage Fixtures Select (-HV) Power Options While Selecting.
 *Default Mounting Bracket Is Flood Mount.
 *Refer Accessories Table Before Selecting Your Desired Mounting Options.

Accessories Table:

Mounting Option	Model Ordering Code	Accessories Description	Accessories Image	Product Image
Flood Mount	FM	Flood Mount Bracket IK-EX-FM		
		Metal Conduit IK-EX-MC		
Pole Mount- Straight	PM	Junction Box IK-EX-JB		
		Straight IK-EX-SP		

Accessories Table:

Mounting Option	Model Ordering Code	Accessories Description	Accessories Image	Product Image
Pole Mount- Bent	BPM	Junction Box IK-EX-JB		
		Bent Pipe IK-EX-BPP		
		Chain IK-EX-CHAIN		
Hanging Mount	HM	Hook IK-EX-HOOK		
		Chain IK-EX-CHAIN		
Stanchion Wall Mount	SMW	Stanchion Mount Arm IK-EX-SM		
Stanchion Pole Mount 90D support	SPM90D	Stanchion Mount Arm IK-EX-SM		
		90D Support IK-EX-90DS		
Stanchion Pole Mount 25D support	SPM25D	Stanchion Mount Arm IK-EX-SM		
		25D Support IK-EX-25DS		
Wall Mount With Junction Box- 90D	WMJB90D	Wall Mount- 90D IK-EX-WMJB90D		
Wall Mount With Junction Box- 25D	WMJB25D	Wall Mount- 25D IK-EX-WMJB25D	